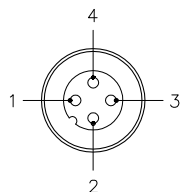


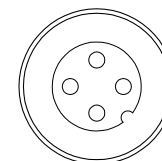
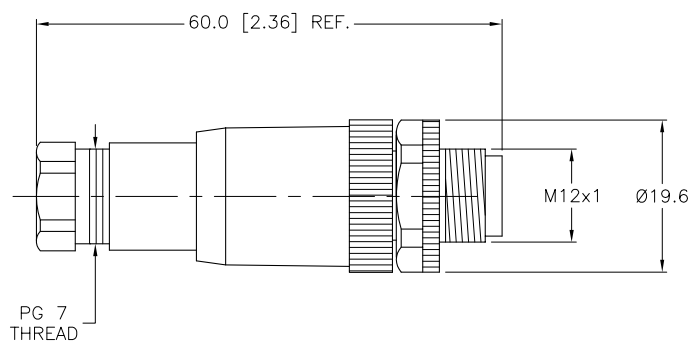
MALE END VIEW



**1 & 3 TO VDC
4 IS GROUND**

SPECIFICATIONS

| | |
|-------------------------------|----------------------------------|
| HOUSING MATERIAL/PLATING | NYLON/BLACK |
| CONTACT MATERIAL/PLATING | BRASS/GOLD |
| COUPLING NUT MATERIAL/PLATING | BRASS/NICKEL |
| RATED CURRENT [A] | 4.0 A |
| RATED VOLTAGE [V] | 250 V |
| MAXIMUM WIRE SIZE | 18 AWG |
| CABLE GRIP RANGE | 4-6mm |
| TEMPERATURE RATING | -25°C to +85°C (-13°F to +185°F) |
| PROTECTION CLASS | IEC IP67 |
| TERMINATION TYPE | SCREW TERMINAL |



SOURCE DRAWING - FOR REFERENCE ONLY

| | | | | | | | | | | | | | | | |
|--------------------|--|---|--|---|--|---|--|------------------------------------|--|---|--|------------------------------|--|--------------|--|
| RELATED DOCUMENTS | | 3RD ANGLE PROJECTION | | THIS DRAWING IS PROPERTY OF TURCK INC. USE OF THIS DOCUMENT WITHOUT WRITTEN PERMISSION IS PROHIBITED. | | <div>TURCK INC</div> <div>High Technology Sensors and Automation Controls</div> | | | | 3000 CAMPUS DRIVE MINNEAPOLIS, MN 55441 1-800-544-7769 (763) 553-7300 (763) 553-0708 fax turck.com | | | | | |
| 1. | | | | DRFT | | JMS | | DATE | | 10/09/95 | | DESCRIPTION BS 8141-0 | | | |
| 2. | | | | DSGN | | | | SCALE | | 1=1.0 | | | | | |
| 3. | | | | UNIT OF MEASUREMENT MILLIMETER [INCH] | | DO NOT SCALE THIS DRAWING | | IDENTIFICATION NO MCE-15435 | | | | REV E | | | |
| 4. | | | | | | | | | | | | | | | |
| | | | | | | | | | | | | | | | |
| MATERIAL | | ALL DIMENSIONS DISPLAYED ON THIS DRAWING ARE FOR REFERENCE ONLY | | CONTACT TURCK FOR MORE INFORMATION | | UNIT OF MEASUREMENT MILLIMETER [INCH] | | DO NOT SCALE THIS DRAWING | | IDENTIFICATION NO MCE-15435 | | | | REV E | |
| SEE SPECIFICATIONS | | | | | | | | | | | | | | | |
| FINISH | | | | | | | | | | | | | | | |
| SEE SPECIFICATIONS | | | | | | | | | | | | | | | |