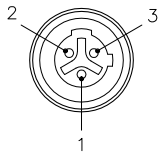


## FEMALE END VIEW



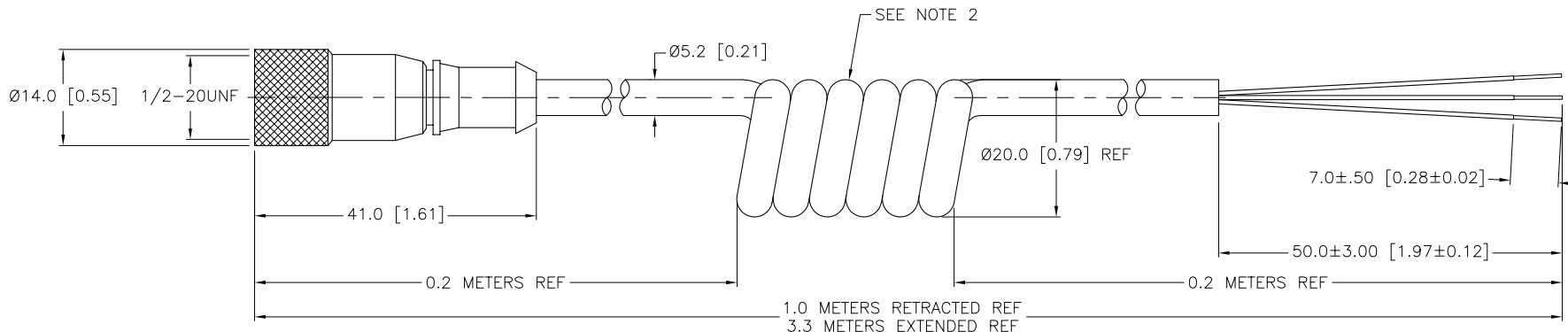
1 = GREEN  
2 = RED/BLACK  
3 = RED/WHITE



**GREEN IS GROUND  
RED/BLACK & RED/  
WHITE GO TO VDC**

## SPECIFICATIONS

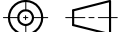
CONTACT CARRIER MATERIAL/COLOR	NYLON OR PUR/BLACK
MOLDED HEAD MATERIAL/COLOR	THERMOPLASTIC PUR/YELLOW
CONTACT MATERIAL/PLATING	BRASS/GOLD
COUPLING NUT MATERIAL/PLATING	BRASS/NICKEL
RATED CURRENT [A]	4.0 A
RATED VOLTAGE [V]	250 V
OUTER JACKET MATERIAL/COLOR	PUR/YELLOW
CONDUCTOR INSULATION MATERIAL	PVC
NUMBER OF CONDUCTORS [AWG]	3x22 AWG
TEMPERATURE RANGE	-40°C to +80°C (-40°F to +176°F)
PROTECTION CLASS	MEETS NEMA 1,3,4,6P AND IEC IP67



SOURCE DRAWING - FOR REFERENCE ONLY

## NOTES:

1. "/S90" DESIGNATES POLYURETHANE (PUR) CABLE.
2. NUMBER OF COILS IS REFERENCE ONLY.
3. STRIP AND TIN LENGTHS ARE FOR REFERENCE ONLY; SOME LENGTHS MAY NOT BE STRIPPED AND TINNED.

RELATED DOCUMENTS  1.  2.  3.  4.	3RD ANGLE PROJECTION	<div>THIS DRAWING IS PROPERTY OF TURCK INC. USE OF THIS DOCUMENT WITHOUT WRITTEN PERMISSION IS PROHIBITED.</div>		<div><div>TURCK inc</div><div>High Technology Sensors and Automation Controls</div></div> <div>3000 CAMPUS DRIVE MINNEAPOLIS, MN 55441 1-800-544-7769 (763) 553-7300 (763) 553-0708 fax turck.com</div>		
						
MATERIAL  SEE SPECIFICATIONS	ALL DIMENSIONS DISPLAYED ON THIS DRAWING ARE FOR REFERENCE ONLY	DRFT	RWC	DATE	02/21/07	DESCRIPTION  <b>KB 3T-3.3/S90-SP</b>
FINISH  SEE SPECIFICATIONS		DSGN		SCALE	1=1.0	
			UNIT OF MEASUREMENT  <b>MILLIMETER [ INCH ]</b>			IDENTIFICATION NO  <b>MCM-11558</b>
		CONTACT TURCK FOR MORE INFORMATION	DO NOT SCALE THIS DRAWING			FILE: U2398-1