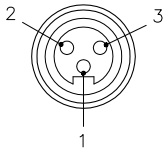


FEMALE END VIEW



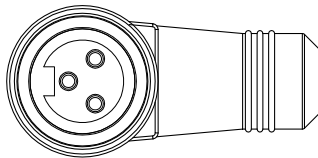
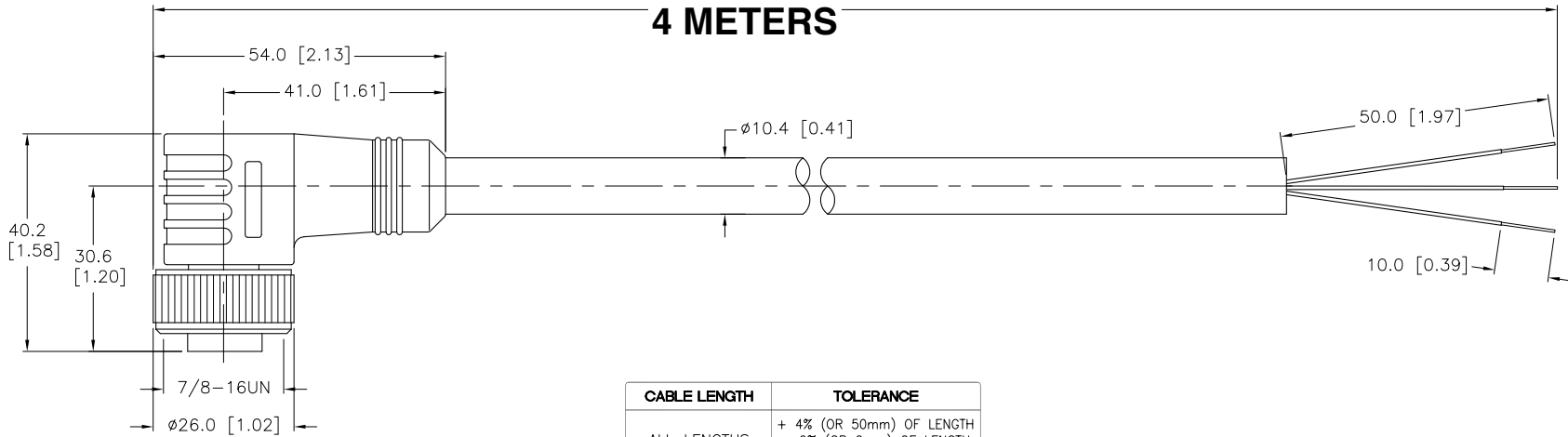
- 1 = GREEN
- 2 = BLACK
- 3 = WHITE

**BLACK & WHITE TO VDC
GREEN TO GROUND**



SPECIFICATIONS

| | |
|--------------------------------|-----------------------------------|
| CONTACT CARRIER MATERIAL/COLOR | TPU/YELLOW |
| MOLDED HEAD MATERIAL/COLOR | TPU/YELLOW |
| CONTACT MATERIAL/PLATING | BRASS/GOLD |
| COUPLING NUT MATERIAL/PLATING | BRASS/NICKEL |
| RATED CURRENT [A] | 10.0 A |
| RATED VOLTAGE [V] | 600 V |
| OUTER JACKET MATERIAL/COLOR | PVC/YELLOW |
| CONDUCTORS | 3x16 AWG |
| CONDUCTOR INSULATION MATERIAL | PVC |
| TEMPERATURE RATING | -40°C to +105°C (-40°F to +221°F) |
| PROTECTION CLASS | MEETS NEMA 1,3,4,6P AND IEC IP67 |



| CABLE LENGTH | TOLERANCE |
|--------------|---|
| ALL LENGTHS | + 4% (OR 50mm) OF LENGTH - 0% (OR 0mm) OF LENGTH WHICHEVER IS GREATER |
| STRIP LENGTH | TOLERANCE |
| 0-7mm | ±0.5mm |
| 8-29mm | ±1.0mm |
| 30-49mm | ±2.0mm |
| 50-69mm | ±3.0mm |
| 70-100mm | ±4.0mm |
| OVER 100mm | ±5.0mm |

SOURCE DRAWING - FOR REFERENCE ONLY

NOTES:

- "*" INDICATES CABLE LENGTH IN METERS. CONTACT TURCK TO ORDER SPECIFIC LENGTHS.
- STRIP AND TIN LENGTHS ARE FOR REFERENCE ONLY; SOME LENGTHS MAY NOT BE STRIPPED AND TINNED.

| | | | | | |
|---|---|---|------------------------------|---|----------|
| RELATED DOCUMENTS 1. 2. 3. 4. | 3RD ANGLE PROJECTION | THIS DRAWING IS PROPERTY OF TURCK INC. USE OF THIS DOCUMENT WITHOUT WRITTEN PERMISSION IS PROHIBITED. | | 3000 CAMPUS DRIVE MINNEAPOLIS, MN 55441 1-800-544-7769 (763) 553-7300 (763) 553-0708 fax turck.com | |
| | MATERIAL SEE SPECIFICATIONS | DRFT JBJ DSGN | DATE 11/14/02 SCALE 1=1.3 | DESCRIPTION WKM 36-4 | |
| FINISH SEE SPECIFICATIONS | ALL DIMENSIONS DISPLAYED ON THIS DRAWING ARE FOR REFERENCE ONLY | UNIT OF MEASUREMENT MILLIMETER [INCH] | | IDENTIFICATION NO MCS-09349 | REV C |
| DRAWING PROCESSED AS PART OF ECO 33971 | | CBM | 04/06/11 | 33971 | |
| DESCRIPTION | RY | DATE | ECO NO | | |

DO NOT SCALE THIS DRAWING

FILE: 777000434

SHEET 1 OF